



June 2019
21st E-Bulletin

The gender aspect of the results of Municipal, Regional and European Elections in Greece 2019

The 21st E-bulletin of the Observatory of the General Secretariat for Gender Equality (G.S.G.E.) belongs to the thematic area of the Beijing Platform for Action “Women in Power and Decision-making” and presents the results of the elections for Local and Regional Administration as well as the European Parliament taken place on the 26th of May and the 2nd of June in 2019 in Greece.

The 40% gender quota enacted with the law 4555/2018 (“Klisthenis”) regards all electoral lists that run for the nomination of municipal (art. 14, par. 4, pass. c), community (art. 16, par. 5) and regional councils (art. 120, par. 5, pass. c). The 40% gender quota regarding the candidates of the European elections was enacted with the law 4604/2019 (art. 15, par. 2 of the “Substantive Gender Equality, Preventing and Combating Gender-Based Violence” law).

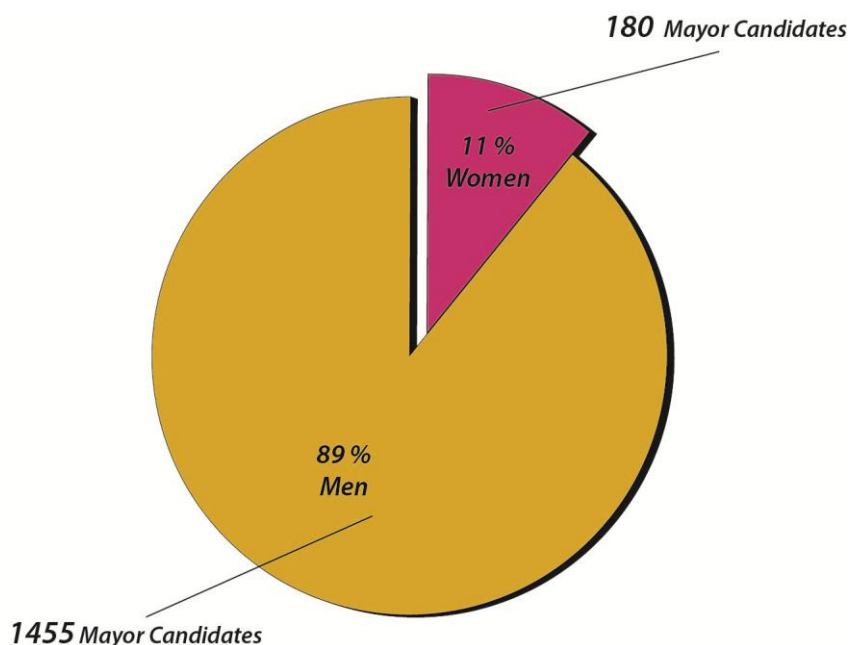
According to the above, the indicators presented are as follows:

- **Percentage of mayor candidates per gender in Municipal elections 2019**
- **Percentage of elected mayors per gender in Municipal elections 2019,**
- **Number and percentage of regional governor candidates and candidate members of the regional councils per gender in Regional elections 2019**
- **Percentage of regional governors per gender in Regional elections 2019**
- **Percentage of elected MEPs per gender in European Parliament elections 2019.**

Municipal Elections 2019

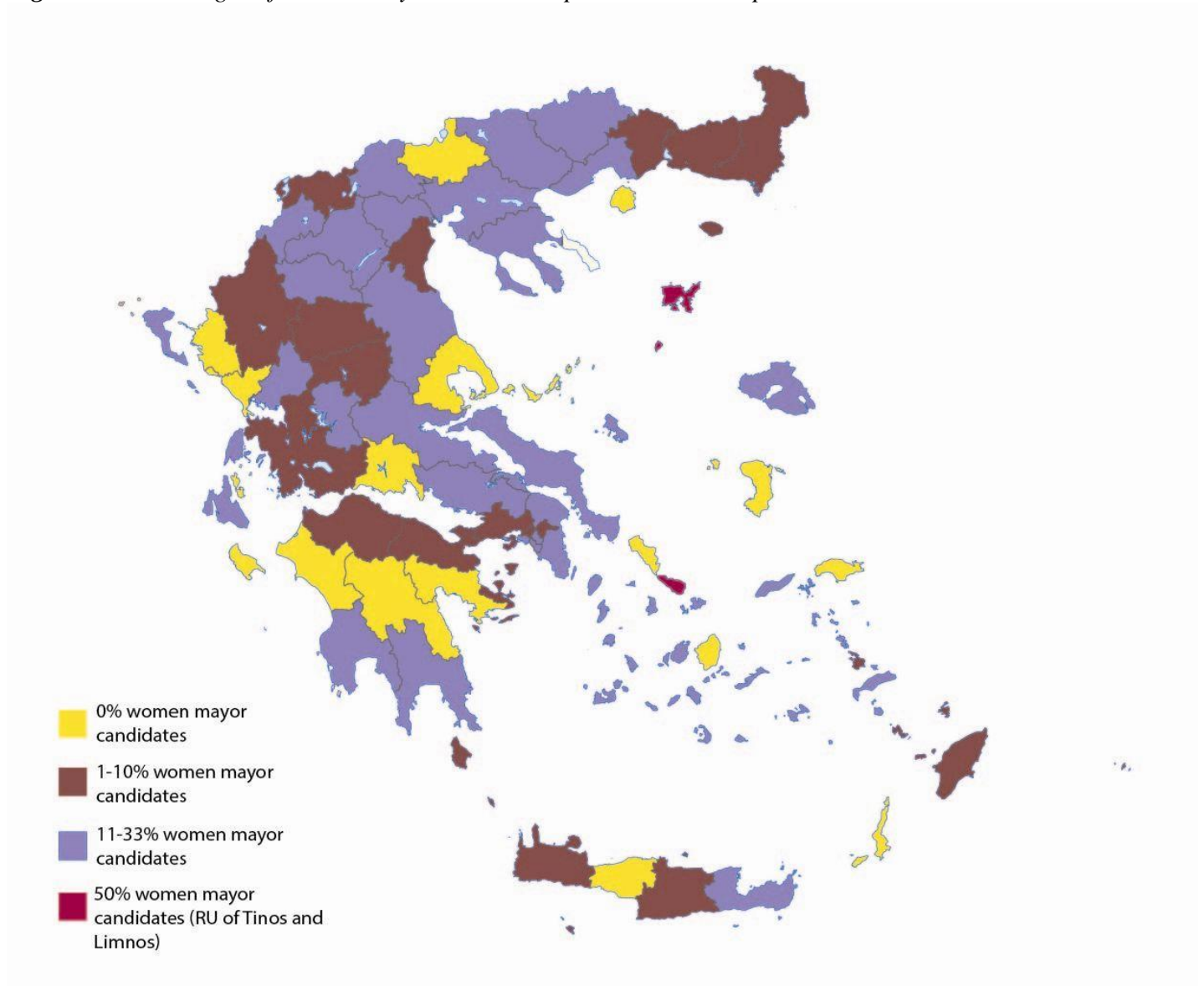
1.635 electoral lists with the equivalent number of mayor candidates took part in the municipal elections that were completed in June 2019, as well as 68.187 municipal councilor candidates.

Figure 1: Percentage of mayor candidates per gender in Municipal elections 2019



At the total of 332 municipalities of Greece, the mayor candidates were 1.635. Women mayor candidates were 180, 11%, while men 1.455, 88%. The distribution of women mayor candidates according to each Regional Unit (RU) of the country are represented in Figure 2.

Figure 2: Percentages of women mayor candidates per RU in Municipal elections 2019



In the Figure above, we notice that in 18 of the 74 RU of Greece (Andros, Argolida, Arcadia, Zakynthos, Ilia, Thasos, Thesprotia, Ithaca, Kefalinia, Karpathos-Iroiki Nisos Kasou, Kilikis, Naxos, Preveza, Rethymno, Samos, Sporades, Fokida and Chios) there was none woman mayor candidate. On the level of municipalities, the aforementioned data show that there **was no woman mayor candidate in the 50 municipalities** that constitute those 18 RU.

Nevertheless, the rate of women’s participation in the elections as candidate mayors was null in 199 out of the 332 municipalities of the country, 60%. The representation of the percentages of women mayor candidates per RU was selected for the better depiction of the data. So, while there are municipalities with no women candidates for the mayoralty in most of the RU of the country, in the map above the general image for each RU is depicted.

In 19 of the 74 RU of the country the percentages of women mayor candidates ranged from 4,2 to 10,0%. This regards the RU of: Evros (4,2%), Kalimnos (5%), Xanthi (5%), Iraklio (5,6%), Rodopi (5,9%), Pieria (5,6%), Ioanina (5,7%), Achaia (6,3%), Nison (6,3%), Rhodes (6,7%), Western Attica (6,9%), Florina

(7,7), Etoloakarnania (7,9%), Chania (8,0%), Western Athens (8,2%), Korinthia (8,3%), Karditsa (8,7%), North Area of Athens (8,8%) and Trikala (10,0%). **For 113 out of the 332 municipalities of the country, 43% of the country's municipalities, the women's participation for the position of mayor ranged among percentages lower than 10,0%.** From the 113 municipalities that constitute this category, 82 of them had no woman mayor candidate.

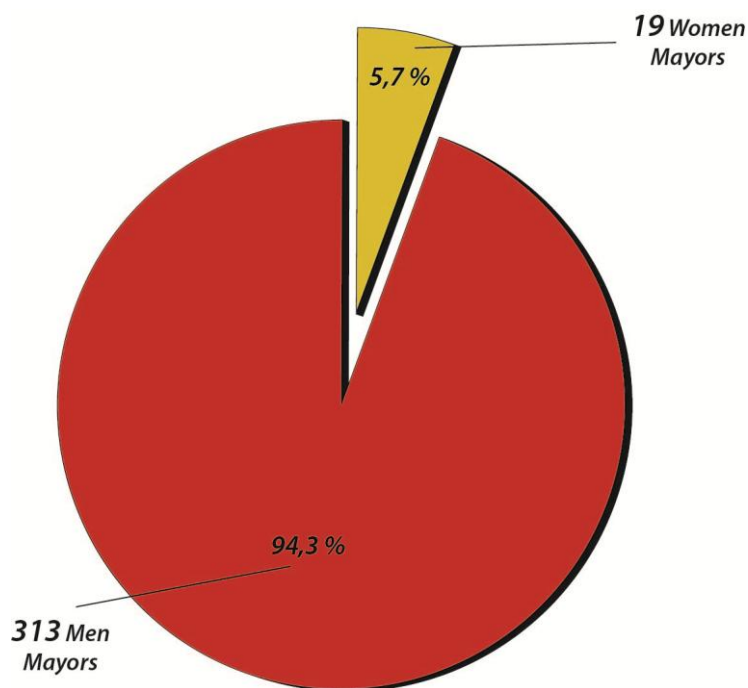
The third category depicted in Figure 2 contains the 35 RU where women's participation for the mayoralty ranged from 11,1 to 33,3%. 166 municipalities of the country correspond to those RU and percentages. In other words, **for the 50% of the municipalities of Greece, women mayor candidates constituted the 11,1-33,3% of the total candidates.** More thoroughly, the percentages of women's participation for the mayoralty in the aforementioned RU are depicted in Table 1 below. From the 166 municipalities that constitute this category, 67 of them had no woman mayor candidate.

Table 1: Rates of women mayor candidates in 35 RU in which the women participation varied from 11,1% to 33,3%

Grevena	11,1	Arta	16,7
Lasithi	11,1	Evrytania	16,7
Pella	11,1	Milos	16,7
Thessaloniki	11,3	Kastoria	18,2
South Athens	12,1	Central Athens	18,5
Larisa	12,1	Kozani	20
Viotia	12,5	Lesvos	20
Imathia	12,5	Lefkada	20
Kavala	12,5	Serres	21,9
Kerkyra	13	Drama	25
Piraeus	13,9	Kea - Kithnos	25
Ikaria	14,3	Paros	25
Fthiotida	14,3	Siros	25
Halkidiki	14,3	Evia	25,7
Eastern Attica	14,7	Thira	30,8
Lakonia	15	Kos	33,3
Messinia	15,4	Mykonos	33,3
Magnisia	15,8		

It is remarkable that 50% of the candidate mayors were women in only 2 RU (Tinos and Limnos),. More specifically, there were 2 women and 2 men candidates in the municipality of Tinos, 3 men and 2 women in the municipality of Limnos, while in Agios Efstratios there was only 1 mayor candidate, a woman. 100% of the candidates were women in 2 more municipalities, in the municipality of Sifnos (RU of Milos) and in the municipality of Folegandros (RU of Thira), where two women in each municipality were the only mayor candidates.

Figure 3: Number and rates of elected mayors per gender in Municipal elections 2019



In 332 municipalities 19 women mayors were elected (5,7%), and 313 male mayors, or 94,3%. The municipalities that elected women mayors are Agios Dimitrios, Agios Efstratios, Amfiklia-Elatia, Gavdos, Elafonisos, Kassandras, Kea, Central Corfu and Diapontioi islands, Nea Ionia, Nikolaos Skoufas, Ichalia, Orchomenos, Penteli, Sifnos, Skidra, Stilida, Tilos, Folegandros and the municipality of Chalkideon.

Regional Elections 2019

All of the 102 electoral lists that participated in the elections complied with the 40% gender quota in the regional elections. The number and rates of men and women candidates for regional councilors are shown in the table below.

Table 2: Number of women and men and gender quota of Regional Councilors Candidates in Regional Elections 2019

Region	Women	Men	Women rates
Eastern Macedonia and Thrace	225	306	42,4%
Attica	596	835	41,6%
North Aegean	173	234	42,5%
Western Greece	223	315	41,4%
Western Macedonia	137	202	40,4%
Epirus	224	315	41,6%
Thessalia	224	302	42,6%
Ionian Islands	185	258	41,8%
Central Macedonia	397	510	43,8%
Crete	166	232	41,7%
South Aegean	156	205	43,2%
Peloponnisos	253	342	42,5%
Central Greece	223	328	40,5%
Total	3182	4383	42,1%

Out of 7.565 candidate regional councilors, 3,182 were women, 42,1% and 4.383 men, 57,9%. We can observe that although the regions complied with the quota, the levels of participation of women were not equal to those of men. The largest participation of women is observed in the region of Central Macedonia at 43.8%.

On the contrary, the image of the candidate regional governors is completely different.

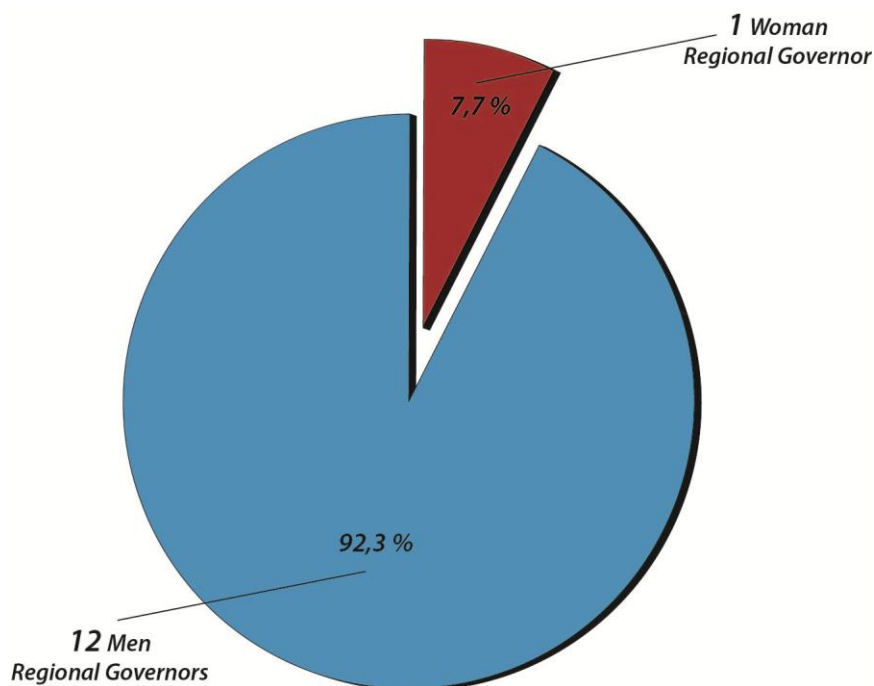
Table 3: *Number of Regional Governors Candidates and gender of Elected Regional Governors in the Regional Election 2019*

Region	Women Regional Governors Candidates	Men Regional Governors Candidates	Gender of Elected Regional Governor
Eastern Macedonia and Thrace	0	8	Man
Attica	2	9	Man
North Aegean	1	6	Man
Western Greece	0	8	Man
Western Macedonia	1	5	Man
Epirus	0	8	Man
Thessalia	1	7	Man
Ionian Islands	3	5	Woman
Central Macedonia	1	9	Man
Crete	0	6	Man
South Aegean	0	5	Man
Peloponnisos	1	8	Man
Central Greece	2	6	Man

As shown in Table 3, the number of candidates is 12 for women (11,8%) and 90 for men (88,2%). In 5 of the 13 regions there was no female candidate regional governor, while in the remaining 8 regions women's participation was significantly lower than that of men. Most women candidates were observed in the region of the Ionian Islands, where 3 women run for regional governors, 2 candidate regional governors were recorder in the Region of Attica and Central Greece and 1 candidate in each of the remaining 5 regions.

In the figure that follows we can observe the number and rates of the elected regional governors per gender in the regional elections of 2019.

Figure 4: Number and rates of elected Regional Governors per gender in the Regional Elections 2019

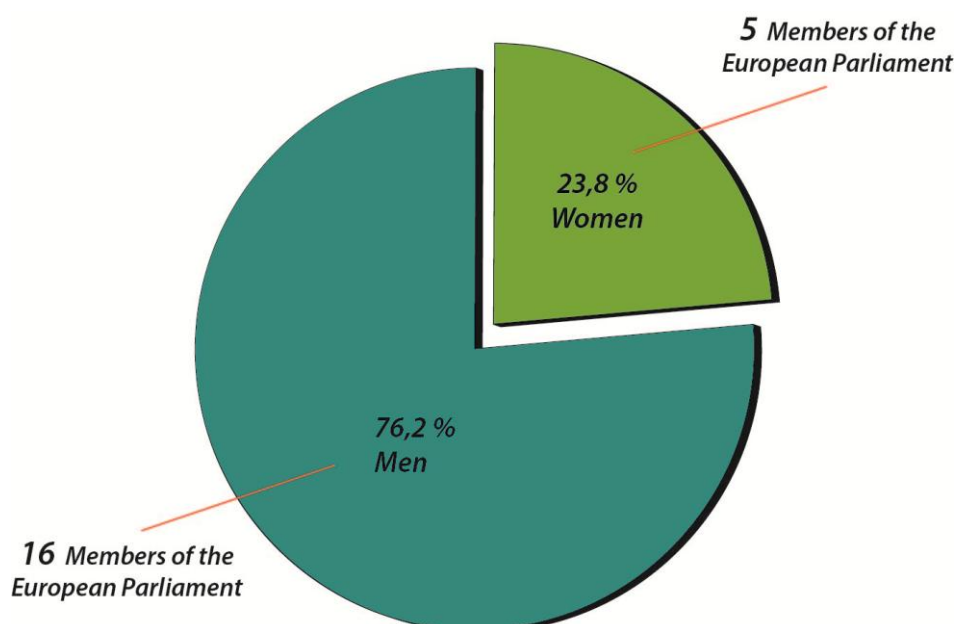


Regarding the regional elections, in the 13 regions of the country, 1 woman regional governor and 12 men regional governors were elected. Additional in the second round of the regional elections, 3 women were candidates in the regions of Attica, North Aegean and the Ionian Islands. The only elected woman regional governor in the elections is Kratsa Tsgaropoulou Rodi who was elected in the Region of the Ionian Islands.

European Elections 2019

In continuation of the 20th E-bulletin of the Observatory that refers to the 40% gender quota in the European elections (510 women and 685 men candidates), Figure 5 depicts the results of the elections.

Figure 5: Number and rates of elected members per gender in the European Elections 2019



Of the 21 positions held by Greece in the European Parliament, 5 positions were distributed to women (23.8%) and 16 to men (76.2%). The women elected as MEPs are: Elena Kountoura (SYRIZA), Maria Spyraiki (Nea Dimokratia), Elisa Vosenberg-Vryonidis (Nea Dimokratia), Anna-Michel Assimakopoulou (Nea Dimokratia) and Eva Kaili (Kinima Allagis).

In conclusion, women's participation rates in the country's decision-making centers, as presented for the municipalities, regions and the European Parliament, are extremely low. However, the implementation of the 40% gender quota measure is on the right track and will be further evaluated by the final announcement of the members of the country's municipal and regional councils and the undertaking of their duties in September 2019. The fight against gender stereotypes and the encouragement of women to participate in decision-making centers are objectives of the National Action Plan on Gender Equality (2016-2020) implemented by the General Secretariat for Gender Equality.

The source used is the Ministry of Interior.

paratiritirio.isotita.gr is a special website of the General Secretariat for Gender Equality designed to include, analyze, process and diffuse statistical data and indicators for gender equality policies.

Its goal is mapping gender differentiations in 12 basic policy areas and the monitoring of any relevant trends and advances in Greece. Moreover, it includes 82 gender indicators based either on the Beijing Platform for Action or on specific national priorities and is followed by metadata.

Paratiritirio.isotita.gr

e-mail: paratiritirio@isotita.gr